



CDA NOVEMBER TOURNAMENT

Speaker Awards

Fitch Novice

Protocol: CDA Speakers



Order	Place	First	Last	School	Pts	Rnk	W	OPt	ORk	Op
1	1	Yusra	Ali	Simsbury	108.00	5.00	3.00	25.07	5.43	2
2	2	Diana	Peregon	Wilton	107.50	5.00	4.00	25.21	5.18	2.25 89.82
3	3	Amaia	Potashner	Hall	107.50	6.00	4.00	25.82	4.56	2.50 47.72
4	4	Thomas	Marciano	Pomperaug	107.00	8.00	3.00	25.32	5.04	2.00 17.56
5	5	Gopika	Kaimal	Wilton	106.50	5.00	3.00	24.95	5.66	1.50 58.55
6	6	Raghav	Ramji	Greenwich	106.50	5.00	3.00	24.90	5.18	1.75 38.79
7	7	Rohan	Arun	Westfield Watkinson	106.50	7.00	3.00	25.73	5.18	1.75 85.75
8	8	Peter	Gardella	Bethel	106.00	6.00	3.00	26.01	4.18	3.00 65.59
9	9	Maurya	Muppalla	Wilton	106.00	7.00	4.00	25.85	4.52	2.50 12.31
10	10	Derek	Shah	Greenwich	106.00	7.00	3.00	25.40	5.12	2.00 16.12
11	11	Anaya	Lal	Hall	105.50	8.00	4.00	25.82	4.56	2.50 92.52
12	12	Tyler	Malkin	Greenwich	105.50	9.00	3.00	25.40	5.12	2.00 80.71
13	13	Arav	Gupta	Wilton	105.50	9.00	3.00	24.95	5.66	1.50 21.48
14	14	Shayaan	Khan	Simsbury	105.50	10.00	3.00	25.07	5.43	2.00 25.31
15	15	Nadia	Khan	Wilton	105.00	7.00	4.00	25.21	5.18	2.25 98.77
16	16	Sophie	Zhang	Wilton	105.00	8.00	4.00	25.85	4.52	2.50 59.59
17	17	Vidya	Dhruvakumar	Greenwich	105.00	8.00	2.00	25.42	4.62	2.50 55.06
18	18	Lily	Ortiz	Pomperaug	105.00	10.00	3.00	25.32	5.04	2.00 1.05
19	19	Ayaan	Kasam	Bethel	104.67	6.67	2.00	24.93	5.58	1.67 76.25
20	20	Anoushka	Das	Westfield Watkinson	104.50	7.00	3.00	25.44	5.29	2.00 16.74
21	21	Max	Salvestrini	Bethel	104.50	8.00	3.00	25.54	5.18	2.00 38.59


























Results Display




This is how this result set will be displayed on the public website.



This result set IS public

Return to Web Publishing

Show/download as one table

Order	Place	First	Last	School	Pts	Rnk	W	OPt	ORk	OpW	Rand	Remove
22	22	Gabriel	Puskarz	St Paul Catholic	104.00	6.00	2.00	25.85	4.56	2.00	24.71	
23	23	Lucas	Kozbinski	Simsbury	104.00	6.67	2.00	25.62	4.66	2.67	68.45	
24	24	Anika	Bansal	Darien	104.00	8.00	1.00	25.53	5.43	1.75	90.49	
25	25	Razeen	Rahman	Bethel	104.00	9.00	3.00	25.54	5.18	2.00	3.51	
26	26	Kirthana	Gowthaman	Staples	103.50	8.00	2.00	25.51	5.56	1.50	22.29	
27	27	Nicholas	Ordukhanyan	Westfield Watkinson	103.50	9.00	3.00	25.73	5.18	1.75	68.79	
28	28	Anna	Chace	Simsbury	103.50	9.00	2.00	25.64	4.45	2.75	40.06	
29	29	Helen	Miller	Farmington	103.50	14.00	0.00	25.62	4.75	1.75	36.35	
30	30	Elias	Ratchman	Daniel Hand	103.00	7.00	1.00	25.68	4.75	2.75	48.09	
31	31	Phillip	Bilenko	Academy of Information Tech and Engineering	103.00	8.00	1.00	25.51	5.08	2.00	22.47	
32	32	Akshaya	Pagadala	Westfield Watkinson	103.00	9.00	3.00	25.44	5.29	2.00	47.68	
33	33	Gabriella	Juliano	Staples	103.00	10.00	2.00	25.51	5.56	1.50	33.05	
34	34	Jacqueline	Eng	Bethel	103.00	13.00	3.00	26.01	4.18	3.00	95.86	
35	35	Aaron	Addae	Farmington	103.00	14.00	0.00	25.62	4.75	1.75	3.26	
36	36	Leon	Cholakis	Academy of Information Tech and Engineering	102.50	7.00	2.00	25.68	4.45	2.50	81.16	
37	37	Yerim (Chloe)	Lee	Loomis Chaffee	102.50	10.00	2.00	25.23	5.25	1.25	69.72	
38	38	Edwin	Sandoval	Academy of Information Tech and Engineering	101.50	9.00	3.00	25.38	4.95	2.00	49.36	
39	39	Victor	Montilla	Windsor HS DT	101.50	9.00	2.00	25.66	4.54	2.50	42.03	
40	40	Emery	Oppenheim	Joel Barlow	101.50	10.00	2.00	25.48	4.87	2.25	94.23	
41	41	Maya	O'Brien	Simsbury	101.50	12.00	2.00	25.64	4.45	2.75	78.14	
42	42	Faiza	Inusah	Windsor HS DT	101.00	7.00	2.00	25.54	4.62	2.00	72.65	
43	43	Pilar	Ortuno	Greenwich	101.00	11.00	2.00	25.42	4.62	2.50	80.77	
44	44	Polina	Whelan	Academy of Information Tech and Engineering	101.00	11.00	1.00	25.45	5.06	2.00	69.07	
45	45	Risa	Zhou	Loomis Chaffee	101.00	13.00	2.00	25.23	5.25	1.25	67.82	
46	46	Robiann	Thompson	Windsor HS DT	100.50	10.00	1.00	25.57	5.37	1.50	97.33	
47	47	Leo	Vomacka	Academy of Information	100.50	11.00	3.00	25.38	4.95	2.00	85.45	

Order	Place	First	Last	School	Pts	Rnk	W	OPt	ORk	OpW	Rand	Remove
48	48	Trystan	Phillips	Tech and Engineering Robert E. Fitch	100.50	11.00	0.00	25.50	5.25	2.00	42.96	
49	49	Suhani	Ramesh	Academy of Information Tech and Engineering	100.50	12.00	1.00	25.45	5.06	2.00	75.97	
50	50	Annabel	Lau	Joel Barlow	100.00	10.00	2.00	25.48	4.87	2.25	37.73	
51	51	Aarna	Agrawal	Darien	100.00	11.00	1.00	25.53	5.43	1.75	20.16	
52	52	Nikita	Shterk	Greenwich	100.00	12.00	3.00	24.90	5.18	1.75	15.89	
53	53	Regina	Amador	Loomis Chaffee	99.50	10.00	1.00	25.18	5.25	2.00	92.87	
54	54	Leila	Sperry	Windsor HS DT	99.50	13.00	2.00	25.66	4.54	2.50	42.44	
55	55	Jack	Dennehy	St Paul Catholic	99.50	13.00	1.00	25.31	5.25	1.25	16.34	
56	56	Selwyn	Ignatius	St Paul Catholic	99.00	13.00	2.00	25.85	4.56	2.00	34.09	
57	57	Alexandria	Farshtey	Windsor HS DT	99.00	13.00	1.00	25.57	5.37	1.50	43.56	
58	58	Tejas	Dakshin	Academy of Information Tech and Engineering	99.00	13.00	1.00	25.51	5.08	2.00	37.18	
59	59	Anton	Lando	Academy of Information Tech and Engineering	99.00	15.00	2.00	25.68	4.45	2.50	39.56	
60	60	Nathaniel	Cohen	Joel Barlow	98.50	10.00	2.00	25.34	5.41	2.00	2.66	
61	61	Costadino	Kolitsidas	St Paul Catholic	98.50	13.00	1.00	25.31	5.25	1.25	40.14	
62	62	Rose	Rampal	Robert E. Fitch	98.50	13.00	0.00	25.50	5.25	2.00	96.86	
63	63	Ethan	Crawford	Academy of Information Tech and Engineering	98.00	9.00	1.00	25.31	5.00	2.25	77.26	
64	64	Charles	Rabinowitz	Joel Barlow	98.00	11.00	2.00	25.34	5.41	2.00	77.99	
65	65	Kaelynn	Alonzo	St Paul Catholic	98.00	12.00	1.00	25.20	4.91	2.33	53.79	
66	66	Gavin	Morse	Simsbury	97.33	14.67	2.00	25.62	4.66	2.67	43.22	
67	67	William	Jackson	St Paul Catholic	96.67	14.67	1.00	25.20	4.91	2.33	60.93	
68	68	Tidal	Fisher	Loomis Chaffee	96.50	12.00	1.00	25.18	5.25	2.00	34.62	
69	69	Julian	Vigil-Childs	MSMHS Groton	95.33	10.67	1.00	25.66	4.66	2.33	73.23	
70	70	Brandon	Guzzi	Bethel	95.33	14.67	2.00	24.93	5.58	1.67	99.23	
71	71	Matt	Ackerman	Daniel Hand	95.00	15.00	1.00	25.68	4.75	2.75	25.07	
72	72	William	Frick	MSMHS Groton	94.67	16.00	1.00	25.66	4.66	2.33	31.52	

Order	Place	First	Last	School	Pts	Rnk	W	OPt	ORk	OpW	Rand	Remove
73	73	Maget-Ami	Niang	Windsor HS DT	94.50	15.00	2.00	25.54	4.62	2.00	3.16	
74	74	Ruben	David Burgos	Academy of Information Tech and Engineering	94.00	15.00	1.00	25.31	5.00	2.25	24.44	

[Join the NSDA](#) [About](#) [Help](#) [Contact](#)
[Privacy Policy](#) [Terms](#)